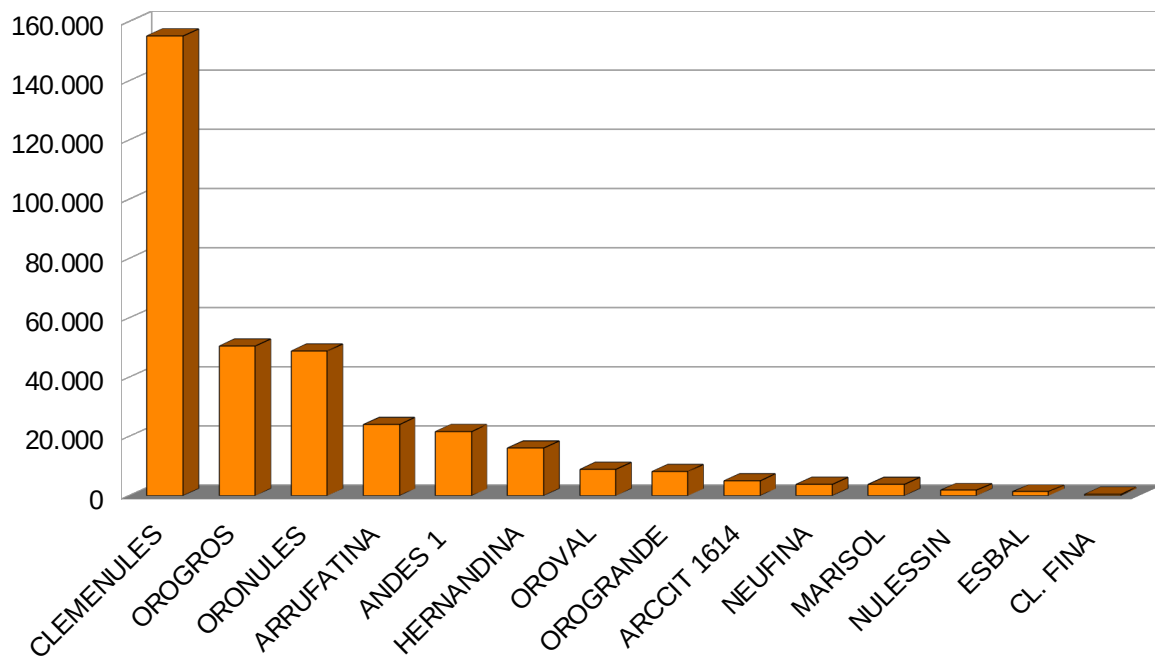


## ESTADÍSTICA CÍTRICOS 2019 COMUNITAT VALENCIANA:

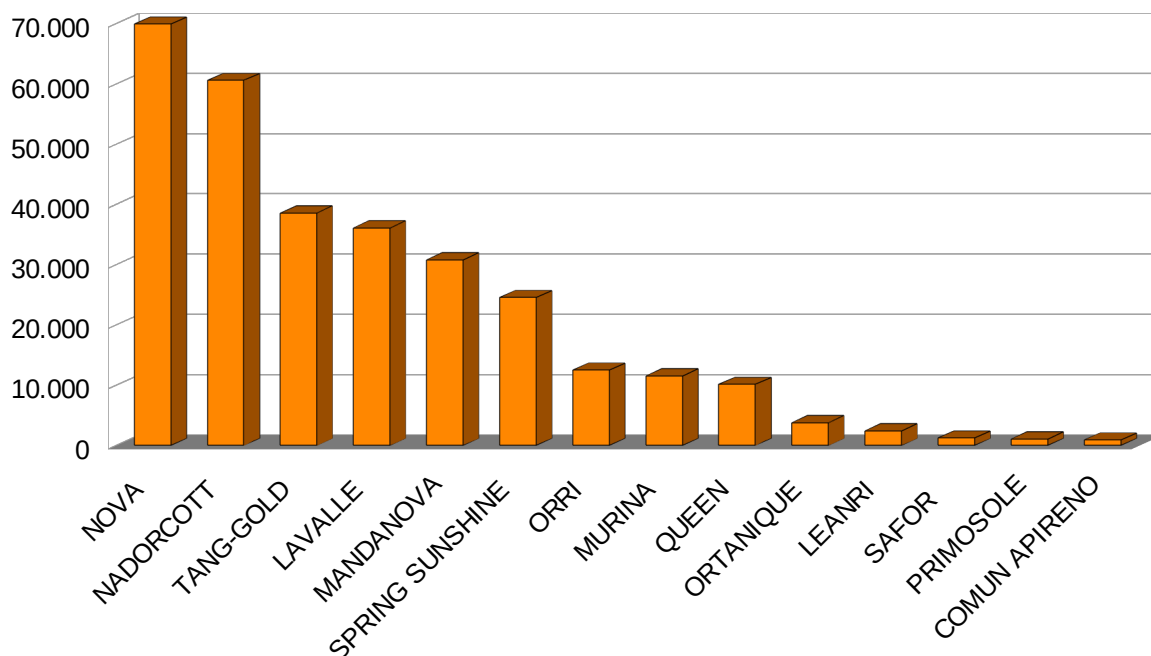
- **PLANTONES CLEMENTINOS POR VARIEDAD (UDS).**

VARIEDAD	Nº PLANTAS
CLEMENULES	155.215
OROGROS	50.526
ORONULES	48.855
ARRUFATINA	23.992
ANDES 1	21.694
HERNANDINA	16.025
OROVAL	8.860
OROGRANDE	8.159
ARCCIT 1614	5.044
NEUFINA	3.793
MARISOL	3.707
NULESSIN	1.738
ESBAL	1.264
CL. FINA	494
<b>Total Clementinos</b>	<b>349.366</b>



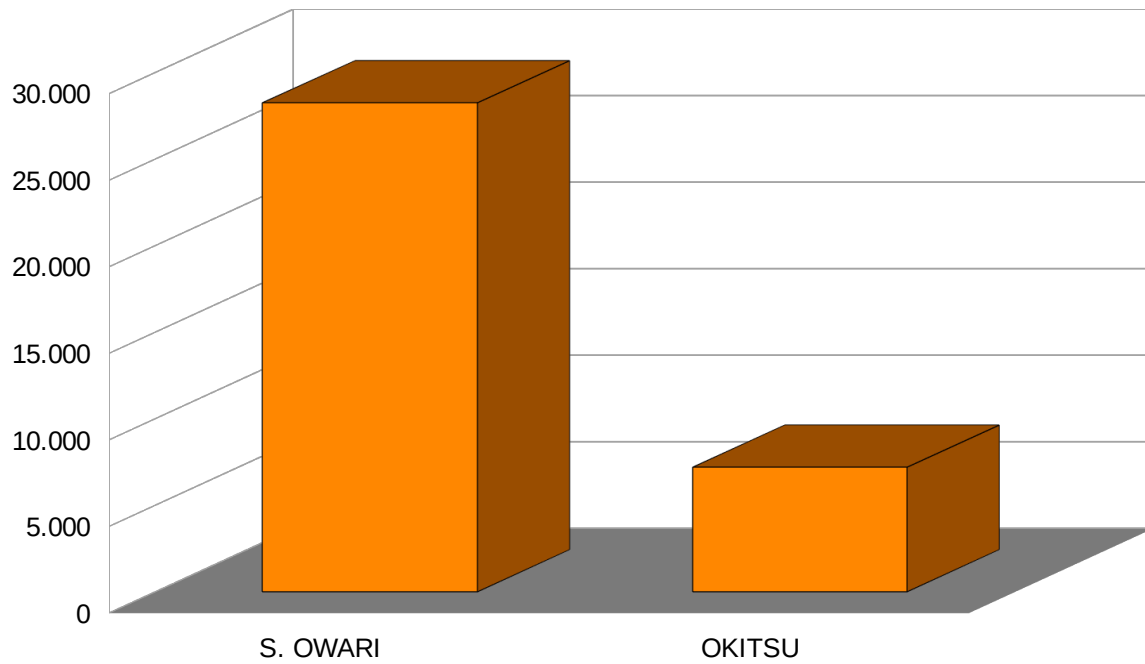
- **PLANTONES MANDARINOS HÍBRIDOS POR VARIEDAD (UDS).**

VARIEDAD	Nº PLANTAS
NOVA	69.925
NADORCOTT	60.579
TANG-GOLD	38.550
LAVALLE	36.122
MANDANOVA	30.805
SPRING SUNSHINE	24.553
ORRI	12.508
MURINA	11.543
QUEEN	10.120
ORTANIQUE	3.773
LEANRI	2.423
SAFOR	1.219
PRIMOSOLE	1.064
COMUN APIRENO	916
<b>Total mand híbridos</b>	<b>304.100</b>



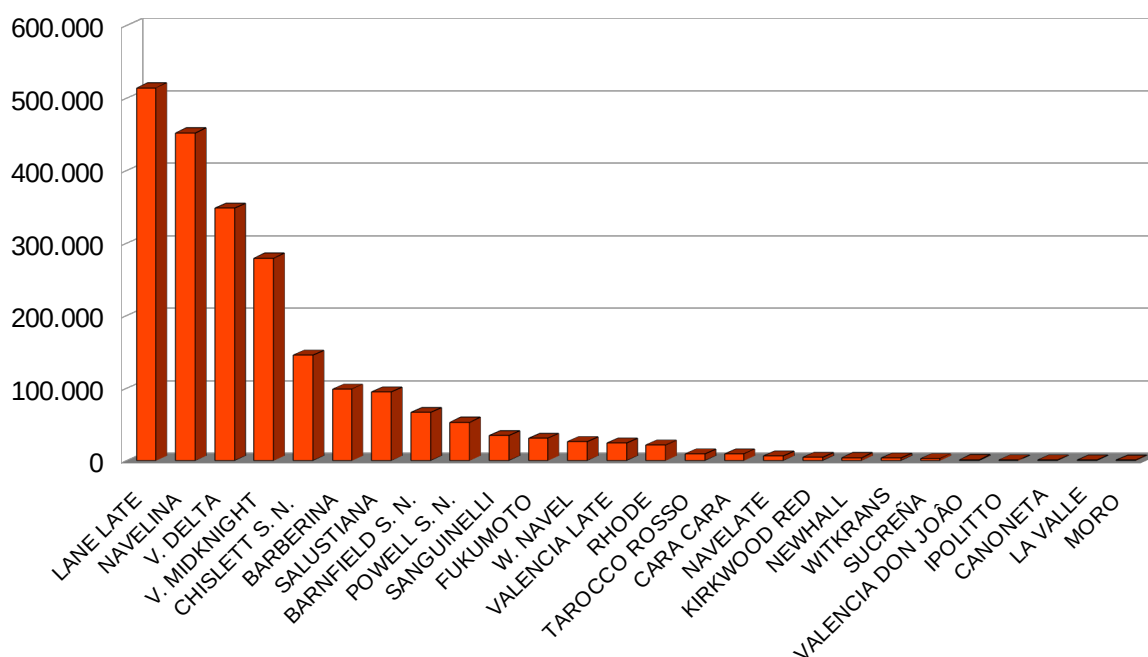
- **PLANTONES SATSUMOS POR VARIEDAD (UDS).**

<b>VARIEDAD</b>	<b>Nº PLANTAS</b>
S. OWARI	28.249
OKITSU	7.198
<b>Total satsumos</b>	<b>35.447</b>



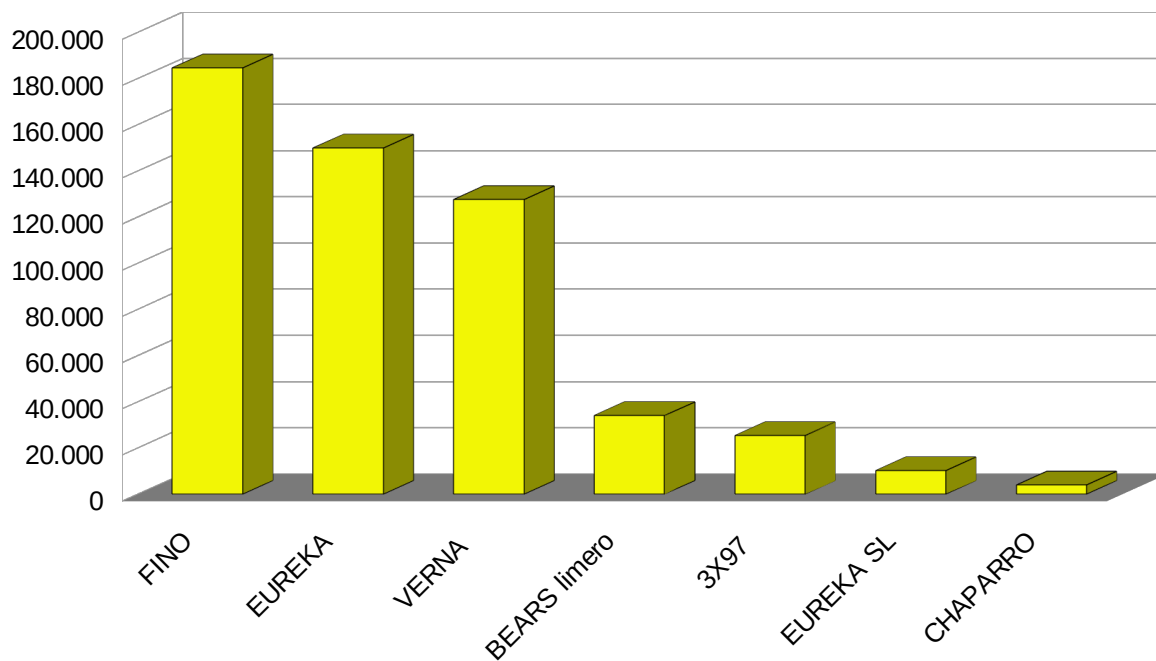
- **PLANTONES NARANJOS POR VARIEDAD (UDS).**

VARIEDAD	Nº PLANTAS
LANE LATE	513.789
NAVELINA	451.882
V. DELTA	347.843
V. MIDKNIGHT	279.284
CHISLETT S. N.	145.602
BARBERINA	98.500
SALUSTIANA	94.574
BARNFIELD S. N.	66.245
POWELL S. N.	52.812
SANGUINELLI	34.295
FUKUMOTO	30.545
W. NAVEL	26.355
VALENCIA LATE	24.193
RHODE	21.803
TAROCCO ROSSO	9.443
CARA CARA	9.025
NAVELATE	6.328
KIRKWOOD RED	4.535
NEWHALL	4.139
WITKRANS	3.390
SUCREÑA	2.796
VALENCIA DON JOÃO	1.365
IPOLITTO	1.097
CANONETA	1.067
LA VALLE	693
MORO	463
<b>Total naranjos</b>	<b>2.232.063</b>



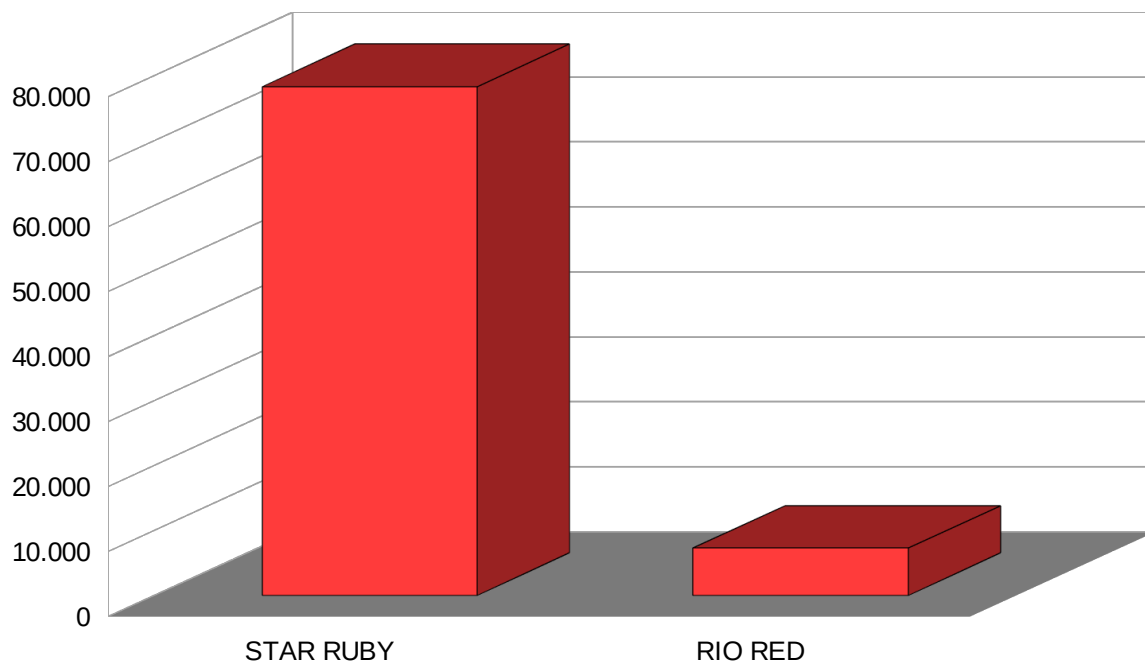
- **PLANTONES LIMONEROS/LIMEROS POR VARIEDAD (UDS).**

<b>VARIEDAD</b>	<b>Nº PLANTAS</b>
FINO	184.721
EUREKA	150.031
VERNA	127.627
BEARS limero	34.273
3X97	25.576
EUREKA SL	10.352
CHAPARRO	4.000
<b>Total limon./limer.</b>	<b>536.580</b>



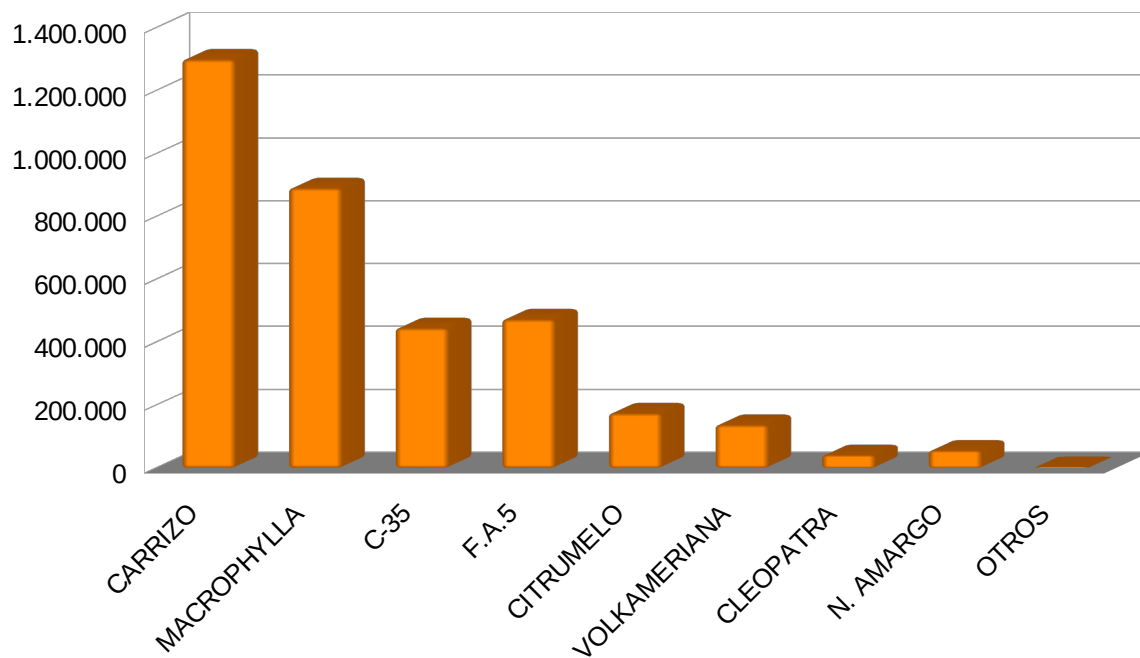
- **PLANTONES POMELOS POR VARIEDAD (UDS).**

<b>VARIEDAD</b>	<b>Nº PLANTAS</b>
STAR RUBY	78.305
RIO RED	7.270
<b>Total pomelos</b>	<b>85.575</b>



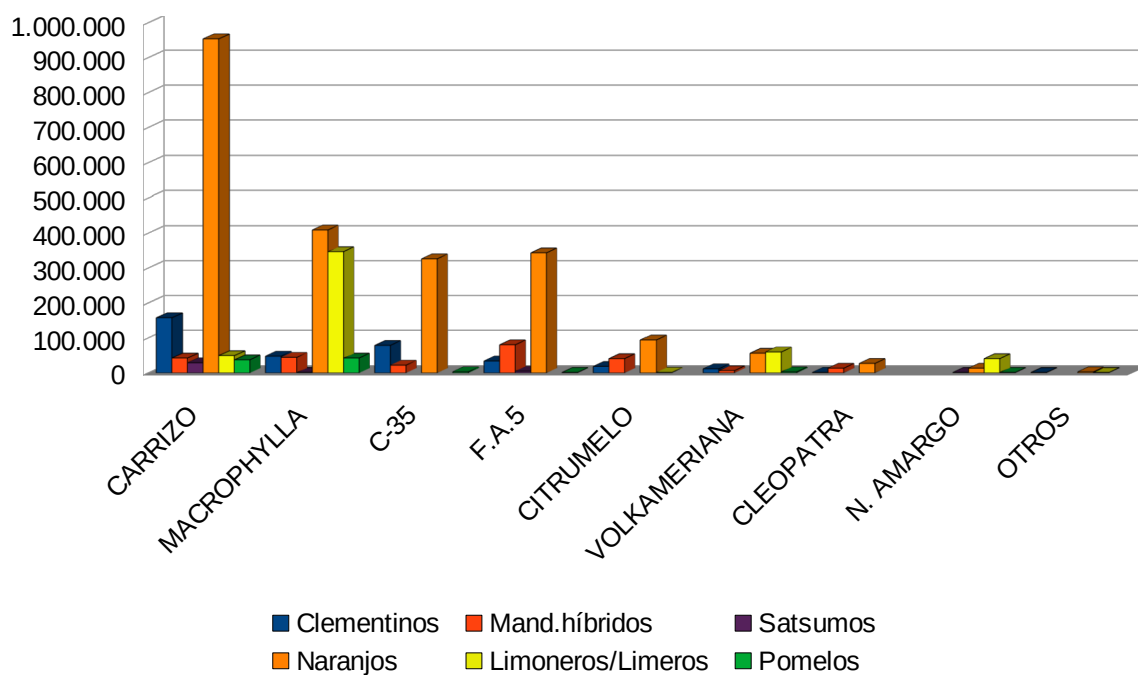
- PATRONES CÍTRICOS MÁS UTILIZADOS (UDS).

<b>PATRONES</b>	<b>Nº PLANTAS</b>
CARRIZO	1.299.609
MACROPHYLLA	890.208
C-35	445.075
F.A.5	472.833
CITRUMELO	173.729
VOLKAMERIANA	136.921
CLEOPATRA	41.190
N. AMARGO	55.791
OTROS	3.331



- **PATRONES DE CÍTRICOS MÁS UTILIZADOS POR VARIEDAD (UDS).**

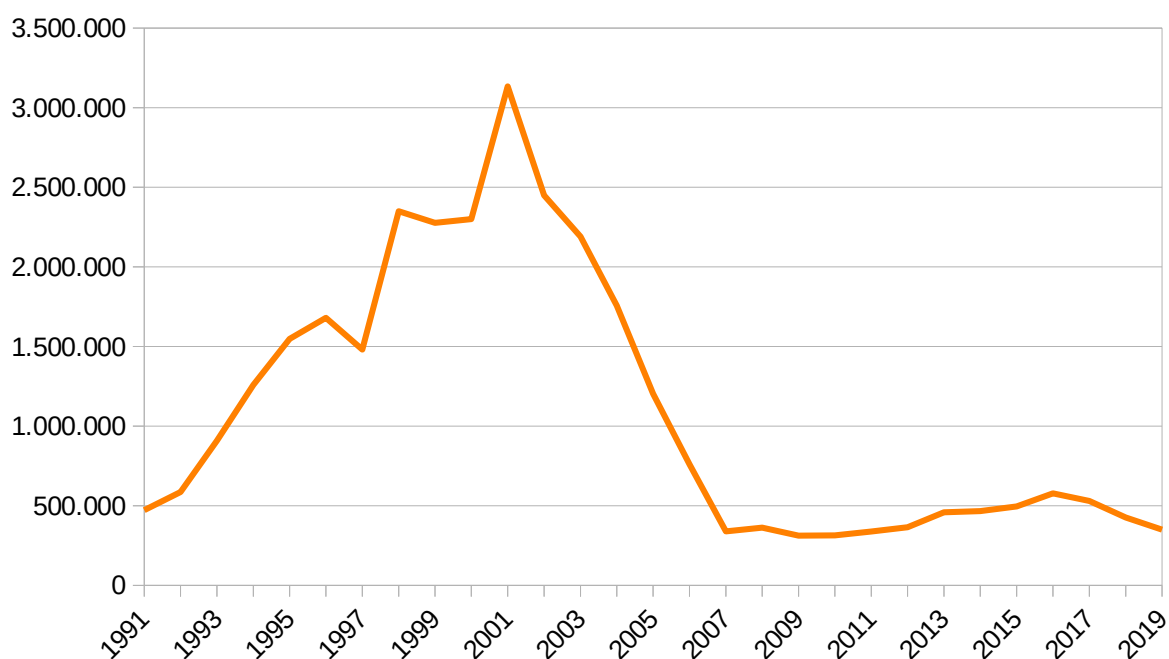
VARIEDAD	CARRIZO	MACROPHYLLA	C-35	F.A.5	CITRUMELO	VOLKAMERIANA	CLEOPATRA	N. AMARGO	OTROS
Clementinos	157.232	47.861	78.085	34.062	18.380	12.084	1.359		303
Mand.híbridos	41.760	44.549	22.053	79.780	40.107	5.503	13.010		
Satsumos	29.090	406		4.873				1.078	
Total Mandarinos	228.082	92.816	100.138	118.715	58.487	17.587	14.369	1.078	303
Naranjos	953.620	408.559	325.874	342.437	93.857	55.612	26.821	13.006	2.592
Limoneros/Limeros	48.671	345.887			1.700	59.764		40.194	436
Pomelos	36.372	41.672	3.250	681		2.800		800	
Patrones sin injertar	32.864	1.274	15.813	11.000	19.685	1.158		713	
<b>Total plantas</b>	<b>1.299.609</b>	<b>890.208</b>	<b>445.075</b>	<b>472.833</b>	<b>173.729</b>	<b>136.921</b>	<b>41.190</b>	<b>55.791</b>	<b>3.331</b>





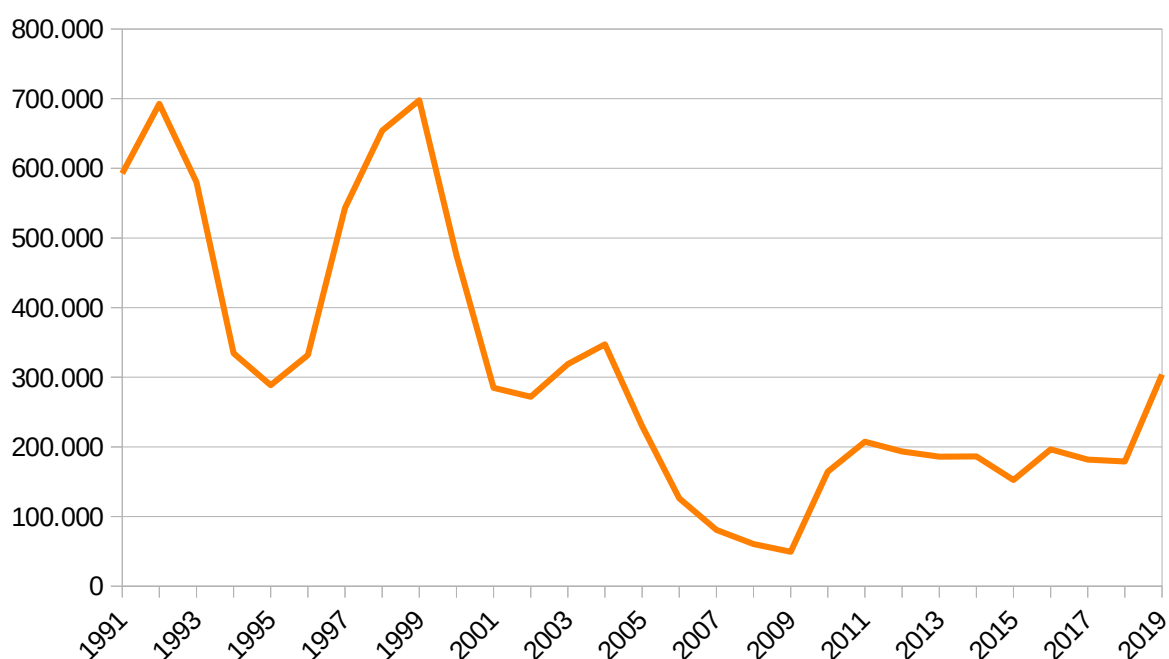
• **EVOLUCIÓN COMERCIALIZACIÓN CLEMENTINOS (UDS).**

VARIETADES	2010	2011	2012	2013	2014	2015	2016	2017	2018	2019
CLEMENULES	111.371	140.113	123.146	112.108	127.444	138.553	214.571	151.328	153.961	155.215
OROGRANDE	13.546	10.765	13.919	12.239	10.361	11.812	13.155	14.496	10.007	8.159
MARISOL	8.864	10.364	21.875	25.166	21.139	12.986	13.549	10.809	8.904	3.707
HERNANDINA	36.606	43.080	32.619	24.531	15.994	15.440	19.953	18.012	12.480	16.025
CLEMENRUBI	68.305	71.415	64.388	67.373	19.998	9.910	19.623	11.109	5.540	
ORONULES	26.614	25.281	56.077	90.993	122.852	163.922	134.173	129.530	104.003	48.855
ARRUFATINA	29.790	22.657	25.989	36.724	34.264	37.147	37.542	31.453	43.344	23.992
CAPOLA	1.566	1.320	600	955	2.246	1.383	975	2.155		
LORETINA	6.276	4.596	3.256	2.900	196	327		3.000		
OROVAL			410		340	319				8.860
ESBAL	5.917	5.187	975	4.384	1.947	2.586	2.445	1.929	1.849	1.264
FINA	1.541	876	1.928	691	1.663	682	3.052	2.107	867	494
OROGROS			5.407	51.521	54.627	59.307	71.031	123.444	44.726	50.526
TOMATERA			306	655						
OCT-488	3.160	2.328	8.578	16.955	25.300	4.500	1.700	5.600		
CULTIFORT			2.000	10.000	5.500	15.450	22.355	10.455	26.200	
NULESSIN			3.187	944	378	1.393	1.088	1.881	8.797	1.738
NEUFINA						1.934	5.700	7.121	4.323	3.793
CLEMENVERD					1.718		200	100	190	
CLEMENVAL					496			1.000	55	
CLEMENLATE					5.500					
NERO				475	14.372	17.867	16.847	1.332	169	
ARCCIT 1614								200		5.044
CLEMENCLARA								1.699	771	
CLEMENALBA								595		
ANDES 1										21.694
<b>TOT.CLEMENT.</b>	<b>313.556</b>	<b>337.982</b>	<b>364.660</b>	<b>458.614</b>	<b>466.335</b>	<b>495.518</b>	<b>577.959</b>	<b>529.355</b>	<b>426.186</b>	<b>349.366</b>



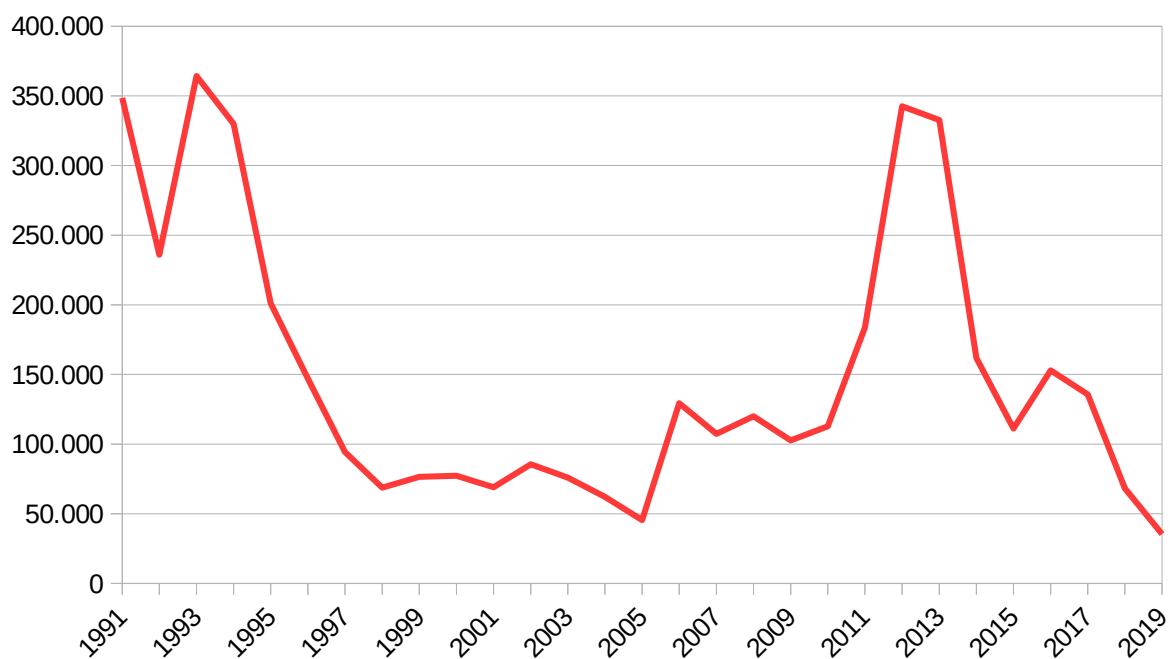
- **EVOLUCIÓN COMERCIALIZACIÓN MANDARINOS HÍBRIDOS (UDS).**

VARIETADES	2010	2011	2012	2013	2014	2015	2016	2017	2018	2019
NOVA	34.560	37.947	28.054	45.405	34.321	50.861	92.812	57.728	59.220	69.925
ORTANIQUE	46.909	52.882	35.206	25.300	44.001	18.721	32.262	6.017	1.866	3.773
FORTUNE	3.058	2.087	4.388	4.338	980	3.873	80		186	
AFOURER/Nadorcott	27.203	17.884	19.874	20.205	5.168	31.611	45.973	48.031	74.087	60.579
SAFOR	21.006	65.421	59.522	38.081	31.573	7.297	6.049	416	300	1.219
MURCOTT	2.315	570	34.188	12.163	14.405	20.216	7.253	3.101	78	
GARBI	27.938	30.155	11.860	6.864	5.790	325	29	202		
QUEEN				24.634	38.551	17.589	11.560	9.948	6.652	10.120
PRIMOSOLE				3.560						1.064
MONCADA	1.477	412	8	1.090						
MONCALINA					6.653	1.821	450	1.025	161	
MURTA					4.660	145			3.990	
ENCORE				4.200	375					
MAND COMUN SH			285							916
LEANRI								9.055		2.423
MURINA								7.066	8.194	11.543
ORRI								5.345	5.090	12.508
LAVALLE								4.493	516	36.122
TANG-GOLD								29.335	18.771	38.550
MANDANOVA										30.805
SPRIN SUNSHINE										24.553
<b>TOT.MAND/HBR.</b>	<b>164.466</b>	<b>207.358</b>	<b>193.385</b>	<b>185.840</b>	<b>186.477</b>	<b>152.459</b>	<b>196.468</b>	<b>181.762</b>	<b>179.111</b>	<b>304.100</b>



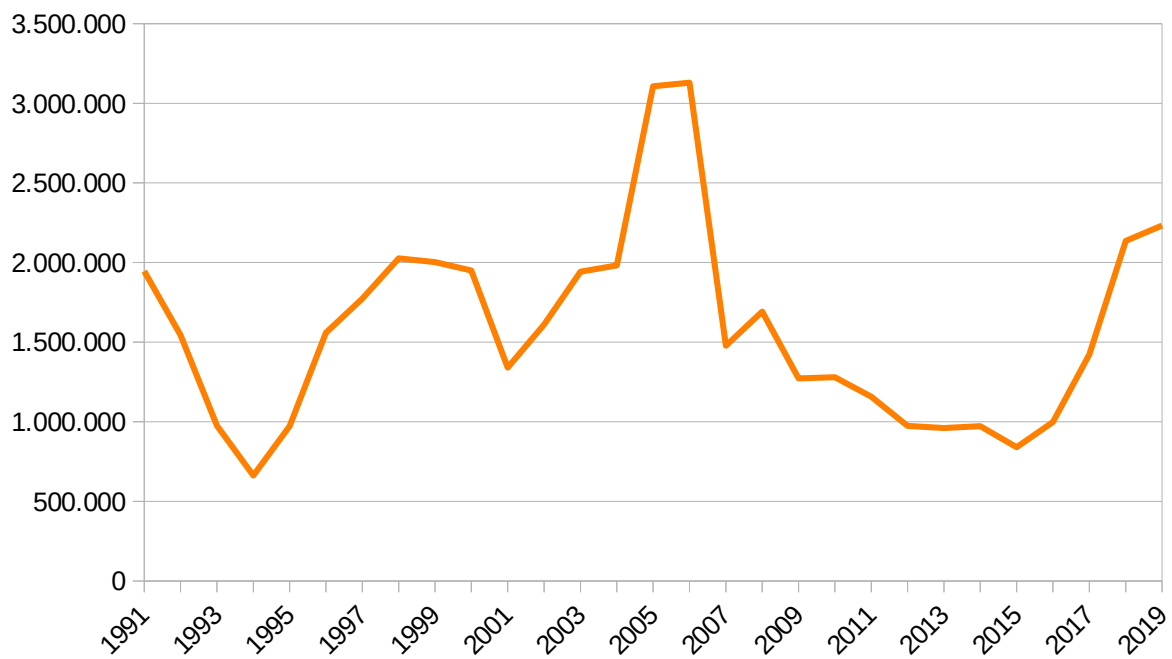
- **EVOLUCIÓN COMERCIALIZACIÓN SATSUMOS (UDS).**

VARIETADES	2010	2011	2012	2013	2014	2015	2016	2017	2018	2019
OKITSU	38.816	26.707	67.882	93.120	48.200	41.359	36.939	26.036	13.829	7.198
OWARI (NUC)	11.160	15.846	41.758	113.829	74.801	60.372	110.703	109.047	53.576	28.249
IWASAKI	62.806	141.081	230.425	118.959	38.276	9.180	2.409	501	843	
CLAUSELLINA					166	25		100		
AOSHIMA			1.814	3.890	40	20	2.866			
IMAMURA			720	2.845	358	175				
<b>TOTAL SATSUMOS</b>	<b>112.782</b>	<b>183.634</b>	<b>342.599</b>	<b>332.643</b>	<b>161.841</b>	<b>111.131</b>	<b>152.917</b>	<b>135.684</b>	<b>68.248</b>	<b>35.447</b>



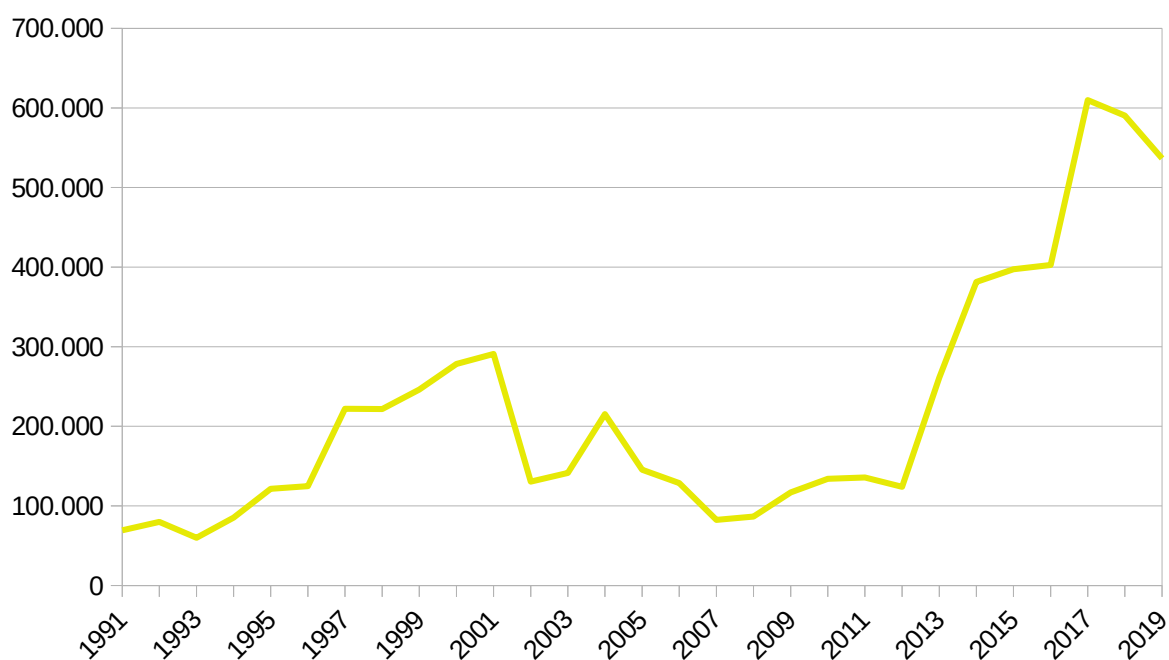
• **EVOLUCIÓN COMERCIALIZACIÓN NARANJOS (UDS).**

VARIETADES	2010	2011	2012	2013	2014	2015	2016	2017	2018	2019
LANE LATE	141.209	147.954	158.543	158.944	143.313	100.149	148.569	165.944	372.388	513.789
NAVELINA	199.202	177.029	234.758	247.773	187.610	159.328	195.073	220.288	408.291	451.882
SALUSTIANA	102.709	95.730	51.436	53.985	61.327	80.091	71.720	88.084	96.176	94.574
W. NAVEL	30.104	30.119	23.094	37.292	49.976	30.368	28.072	34.546	28.497	26.355
POWELL S. N.	180.540	139.340	49.913	25.874	21.222	8.566	13.397	43.199	34.956	52.812
VALENCIA LATE	13.548	16.818	9.996	67.172	18.869	18.023	55.179	23.454	47.245	24.193
NAVELATE	7.225	7.121	10.320	3.971	11.842	6.607	18.812	22.529	11.615	6.328
V. DELTA S.	116.957	66.943	84.723	71.391	111.412	121.463	129.971	251.906	434.536	347.843
NEWHALL	16.128	9.472	11.141	10.136	9.299	4.111	6.175	3.761	2.816	4.139
CHISLETT S. N.	144.452	151.305	92.715	50.434	62.485	41.920	47.352	67.243	149.832	145.602
V. MIDKNIGHT	66.347	85.415	62.941	48.546	96.217	117.519	133.869	315.856	342.708	279.284
BARNFIELD S. N.	128.401	42.065	48.267	28.944	18.759	6.707	16.732	17.951	33.687	66.245
FUKUMOTO	80.187	66.931	46.588	74.276	41.274	13.628	30.238	27.415	23.341	30.545
BARBERINA	15.948	62.599	8.738	4.410	18.333	8.329	13.216	60.326	81.595	98.500
SANGUINELLI	20.169	13.342	20.897	12.222	13.637	14.577	13.655	36.591	51.224	34.295
ROHDE S	8.508	2.453	2.460							21.803
TAROCCO R.	2.838	2.544	3.313	568	1.016	7.600	6.225	6.686	4.121	9.443
CARACARA	103	1.022	1.132	3.210	6.039	12.056	14.316	9.240	9.305	9.025
M7				36.916	95.015	85.405	27.829	15.055	3.165	
SUCREÑA	4.124	1.273	1.447	732	174	384	407	1.601	505	2.796
MORO		6.154	12.739	279	336	1.490	1.640			463
V. TEMPRANA		3.319	13.948	2.010	220					
CADENERA		1.722	7.940		23					
PINEAPPLE		3.990	2.386	390	50					
HAMLIM		5.500	826		124					
PARSON BROWN		4.055	1.972		16					
CASTELLANA			6.000	275	163					
COMUNA			5.000	285	306	1.520				
BERNA PERET		4.120	398							
BERNALINA		3.493	209		150					
CAMBRIA					2.223		25.320	9.521		
PERA	843	1.346		20.210	351					
V. RHODE RED				420	8					
SANT./DEL OBISPO		400								
AMBERSWEET		400								
CANONETA		400								1.067
FULLA MENUADA		400								
FOLHA MURCHA					45					
MADAME VINOUS		400								
PIÑA		400								
SHAMOUTI		400								
TOBIAS		400								
V. GIL		400								
V. VILLA ROSA		400								
RUBY VALENCIA								520		
KIRKWOOD RED								1.160		4.535
<b>TOTAL NARANJOS</b>	<b>1.279.542</b>	<b>1.157.174</b>	<b>973.840</b>	<b>960.665</b>	<b>971.834</b>	<b>839.841</b>	<b>997.767</b>	<b>1.422.876</b>	<b>2.136.003</b>	<b>2.225.518</b>



- **EVOLUCIÓN COMERCIALIZACIÓN LIMONEROS/LIMEROS (UDS).**

VARIETADES	2010	2011	2012	2013	2014	2015	2016	2017	2018	2019
EUREKA	81.397	81.054	66.631	97.485	107.353	117.429	141.300	147.320	177.413	150.031
FINO (MESERO)	35.761	38.666	37.962	89.614	131.451	134.028	152.996	258.818	188.411	184.721
FINO BERI									4.330	
VERNA	10.729	9.576	11.805	57.973	120.101	101.415	69.278	176.998	177.984	127.627
BEARS LIMA	6.159	6.389	7.552	16.198	22.533	44.544	39.135	25.867	41.933	34.273
BETERA				18	69			220		
MEYER								330	105	
MEJICANA limero								259	151	
EUREKA SL										10.352
3X97										25.576
CHAPARRO										4.000
<b>TOT.LIMONEROS/LIMAS</b>	<b>134.046</b>	<b>135.685</b>	<b>123.950</b>	<b>261.288</b>	<b>381.507</b>	<b>397.416</b>	<b>402.709</b>	<b>609.812</b>	<b>590.327</b>	<b>536.580</b>



- **EVOLUCIÓN COMERCIALIZACIÓN POMELOS (UDS).**

<b>VARIEDADES</b>	<b>2010</b>	<b>2011</b>	<b>2012</b>	<b>2013</b>	<b>2014</b>	<b>2015</b>	<b>2016</b>	<b>2017</b>	<b>2018</b>	<b>2019</b>
STAR RUBY	15.926	16.520	18.827	17.912	22.025	10.873	31.265	28.901	51.539	78.305
RIO RED	1.700	2.178			1.190	3.112	2.644	2.634	6.006	7.270
MARSH SEEDLESS	19			783	583	460	1.088	230	339	
RED BLUSH	170	387								
<b>TOTAL POMELOS</b>	<b>17.815</b>	<b>19.085</b>	<b>18.827</b>	<b>18.695</b>	<b>23.798</b>	<b>14.445</b>	<b>34.997</b>	<b>31.765</b>	<b>57.884</b>	<b>85.575</b>

